



## PRODUCT SPECIFICATIONS


Photos

*(clockwise left to right)*

Non penetrating roof mount shown with two options of concrete ballast configurations

1.8 meter antenna with non penetrating roof mount

Wood crate standard for reliable shipments



# 1.8 Meter Non-Penetrating Roof Mount

Model 611006902

**T**he Andrew Corporation Model 611006902 non-penetrating roof mount accommodates the 1.8 m offset antenna system. This mount is engineered to meet demanding commercial applications.

The non-penetrating roof mount is designed to be used on a flat roof and has provisions for concrete block ballast. The mount components are galvanized steel with plated, polymer coated hardware for excellent corrosion resistance.

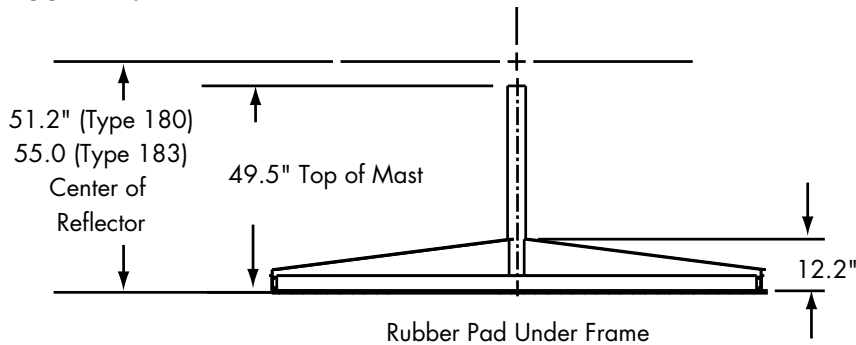
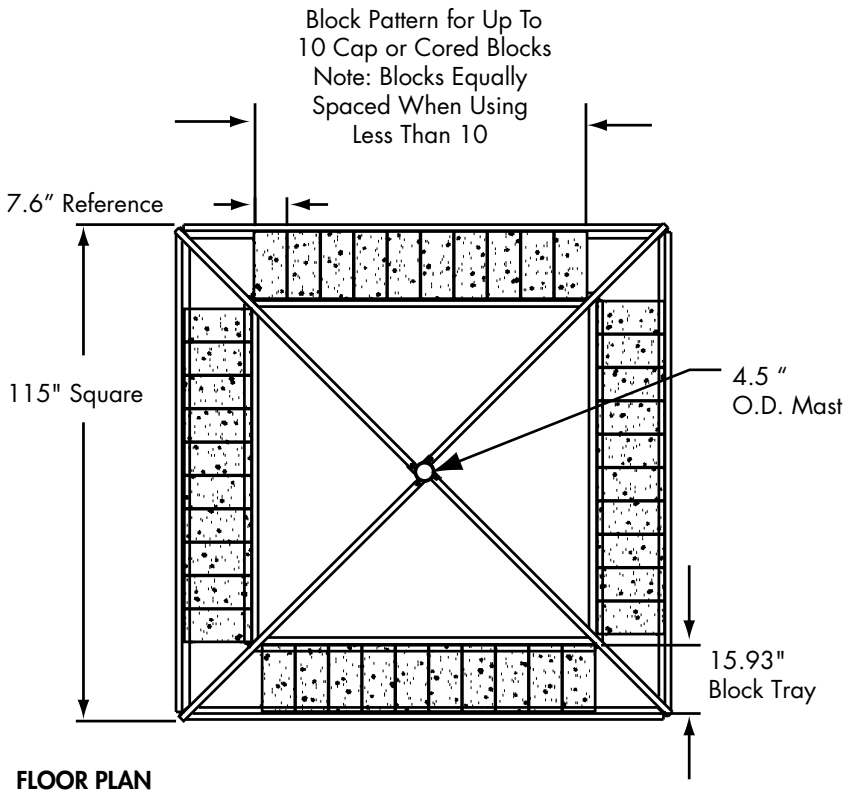
- For installations up to 125 mph wind survival
- Ballast tailored to site requirements
- Includes rubber roof pads
- Galvanized steel construction
- Packed in shippable, stackable wood crate

One Company. A World of Solutions.

**SPECIFICATIONS**

**MODEL 61006902** 1.8 Meter Non-Penetrating Roof Mount

**Dimensions**



**Wood Shipping Crate**

Weight with Contents . . . . . 135 kg (297 lb)

Crate Dimensions . . . . . Length . . . . . 222 cm (87.3 in)  
Width . . . . . 34 cm (13.5 in)  
Height . . . . . 29 cm (11.3 in)



**ANDREW®**  
Andrew Corporation  
3 Westbrook Corporate Center  
Suite 900  
Westchester, Illinois 60154 USA

One Company. A World of Solutions.

Customer Support Center  
From North America  
Telephone: 1-800-255-1479  
Fax: 1-800-349-5444  
satcom@andrew.com

International  
Telephone: +1-708-873-2307  
Fax: +1-708-349-5444  
Internet: www.andrew.com

All designs, specifications and availabilities of products and services presented in this bulletin are subject to change without notice.  
Bulletin PA-101155-EN (4/06)  
© 2006 Andrew Corporation, Westchester, IL 60154 USA